





LEGEND

-  DOWN CONDUCTOR (STEEL COLUMNS) & EARTH POSITIONS (2.4m ELECTRODES)
-  BONDED CONNECTIONS TO STEEL COLUMNS/METALLIC CAPPING
-  25x3mm PVC SHEATHED ALUMINIUM CONDUCTOR TO MEMBRANE SURFACE
-  USE OF METALLIC CAPPING

